



Surveys of Arriving Migrants from Ukraine (SAM - UKR)

Factsheet: 14 June 2022

Based on responses received between 11 April and 7 June 2022



➤ Surveys of Arriving Migrants from Ukraine (SAM - UKR)

Background

On 11 April, the EUAA in partnership with OECD launched the Surveys of Arriving Migrants from Ukraine (SAM - UKR).

The goal of this project is to collect data directly from displaced people fleeing the war in Ukraine into the EU, on their journey, vulnerability, needs, future aspirations, registration process, family situation and current situation.

The survey is voluntary and anonymous and is available in English, Ukrainian and Russian. Displaced people participate online, using their own mobile phones.

Data collected will be used to provide situational updates to European policymakers and will enable services to be better tailored for refugees from Ukraine.





Voices

"My husband and I decided that it will be better for me to leave Ukraine, as it gets more and more dangerous every day. While my husband defends our country, I am going to Canada because I speak English and I think it will be easier for me to find work there. I'm in the process of getting my visa."

"Our village was occupied by Russian troops on March 2. There was no light, no water, no communication. The invaders robbed the shops and went around the village with machine guns. A few days later, there was shelling and aerial bombardment."

"Getting to Lviv was not that difficult. But in Lviv, I realised what despair is. Imagine a big train station with so many people on the platforms that it seems that if someone takes a deep breath, others will fall like dominos' pieces on the train tracks. And almost all of these people are mothers with children. One train arrived. Crush, panic, screams, someone steals things from people. And three times more people came. And so again and again."

"I never went abroad before the war and did not want to. People don't understand my language and that seems impossible to deal with for me... But I decided to go on the third day. I had to."

"I am Ukrainian citizen and I was living and working in [EU country] with my wife and son. I came to Ukraine to take care of documents but the war started and my flight was cancelled. Now, the Ukrainian law doesn't allow me to go back. I don't see my wife and son for two months and I do not know when I will see them again. I do not know when this nightmare will end."

"36 hours without sleep to the border, sirens, enemy planes at low altitude. Strings of cars. Kilometres of traffic jams. Huge queues, closed gas stations and toilets. All this fades along with the fact that my husband, mother, dog remained at home! My son and I are safe, but our hearts are forever broken! Mutilated lives!"

"We were well received in Poland (...) and then we went to Germany, we spent the night at Berlin's train station (there were a lot of people). At first I thought of going to the Netherlands, but at the last minute I decided try your luck in Denmark. This is an agrarian country, and by education and experience I am an economist of agricultural production."

"I was studying in Ukraine and had to leave due to Russia invasion. I lost or left almost everything. Now, I don't want to go back to my country as I don't have anything there. But I also can't stay in an European country because they didn't accept me as a beneficiary of temporary protection. I don't know what to do."

* Please note that these excerpts were selected from responses and are not representative of all respondents



Розкажіть Вашу історію


Прийняти участь в опитуванні: <https://tellusyourstorysurvey.eu>



Чи шукаєте Ви захисту в Європі?
Ми хочемо Вас почути!

Це онлайн опитування, в якому Ви можете прийняти участь за допомогою вашого мобільного телефону. Ваша участь є строго анонімною і виключно за Вашим бажанням. Ми задамо Вам питання про:

- Причини, що змусили Вас поїхати
- Про Вашу подорож до цього моменту
- Умови життя
- Ваші плани на майбутнє



1. Проскануйте QR код АБО наберіть URL



2. Меню, що на горі сторінки, оберіть мову



3. Дайте відповіді на запитання та натисніть "ДАЛІ"



4. Натисніть «Надіслати» для того, щоб надіслати Ваші відповіді



Key findings



2 369 eligible responses were received between 11 April and 7 June.

Some 96 % are Ukrainian citizens and 4 % are non-Ukrainians residing in Ukraine before the war started. Some 82 % are female and 81 % are aged between 18 and 44 years. Only 2 % are over 65.



Most respondents are highly educated and were employed before the war started.

Some 73 % have a Bachelor's or Master's and 77 % were employed. The most common languages spoken, other than Ukrainian, are Russian and English, followed at a distance by German, Polish, French.



Most respondents have reached their preferred destination country when they participated in this survey.

The main relevant factor in choosing a destination country were work opportunities and family and friends. The majority live in private housing hosted by a national family or by family members or friends. The average satisfaction with living conditions is positive at 3.6 (out of 5), as well as for access to education at 3.4 (out of 5).



Some 66 % of respondents registered for Temporary Protection in their preferred destination country.

Only 8 % did not register yet, but intend to. About 7 % registered for legal status in another country before arriving to their current country.

Demographics



2 369 Respondents

 Ukrainian citizens
N = 2 274 | 96 %

 Non-Ukrainian residents in Ukraine
N = 95 | 4 %

Age respondents

18 – 44 years = 1 921/ 81 %
45 – 64 years = 399/ 17 %
65+ = 44/ 2 %



82 %

Prefer not to say = 2 %
Other = 1 %



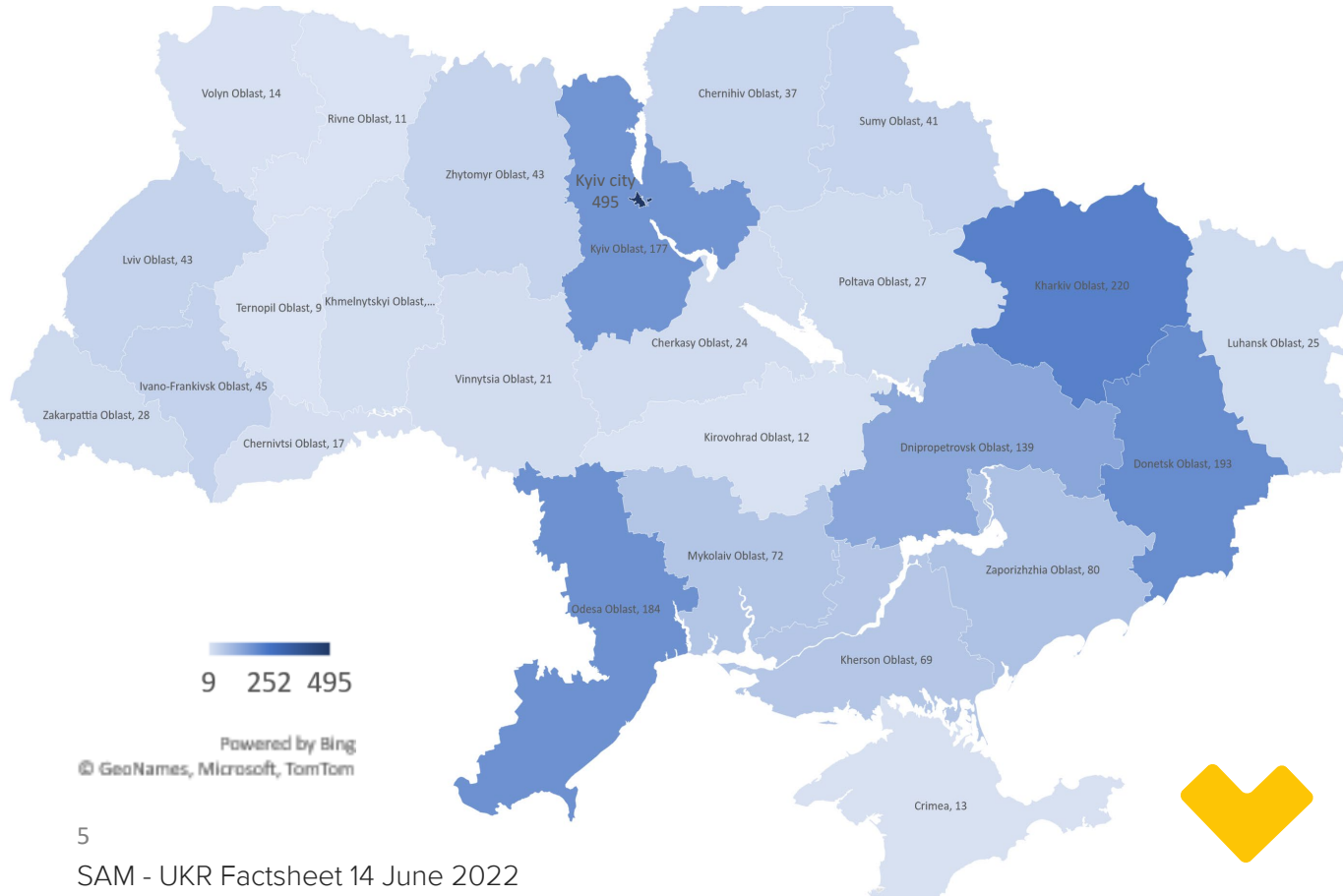
15 %



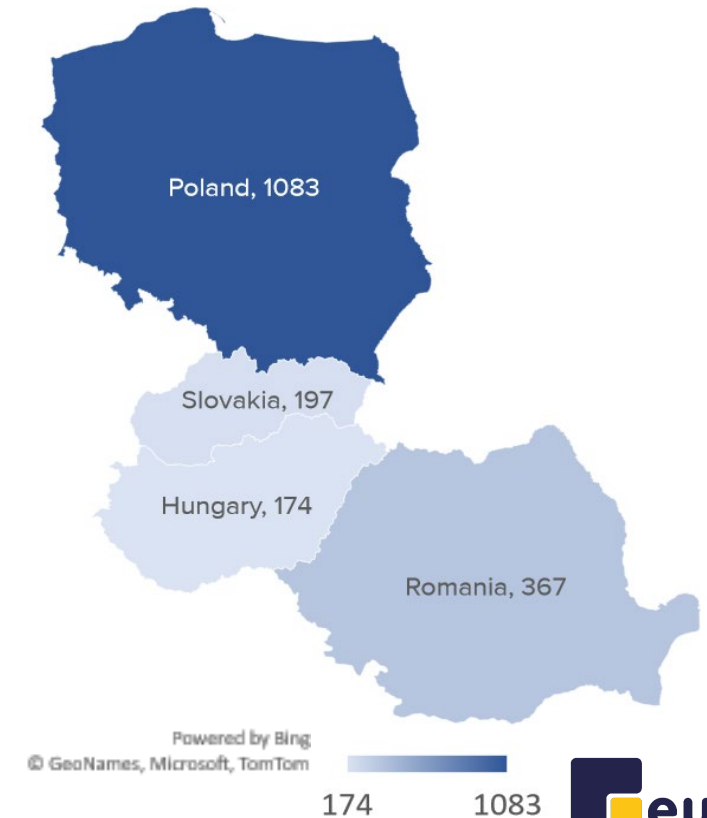
Age children

0 – 4 years = 487/ 23 %
5 – 11 years = 959/ 44 %
12 – 17 years = 717/ 33 %

Where were you living?



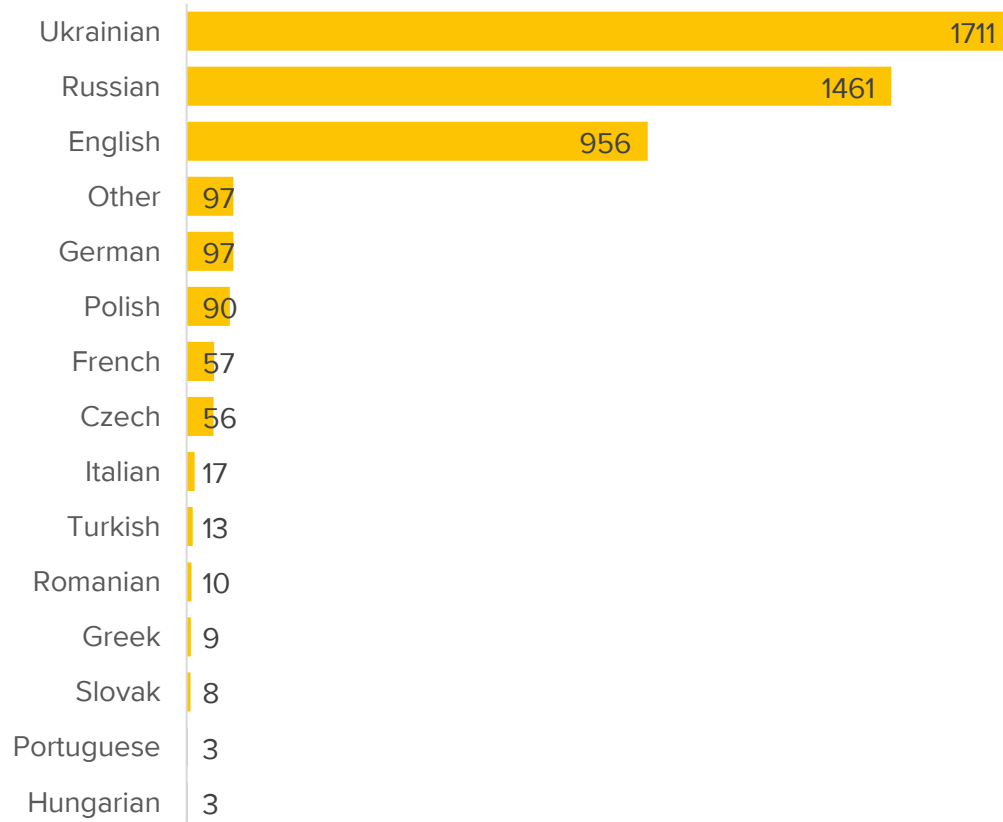
Where did you enter the EU?



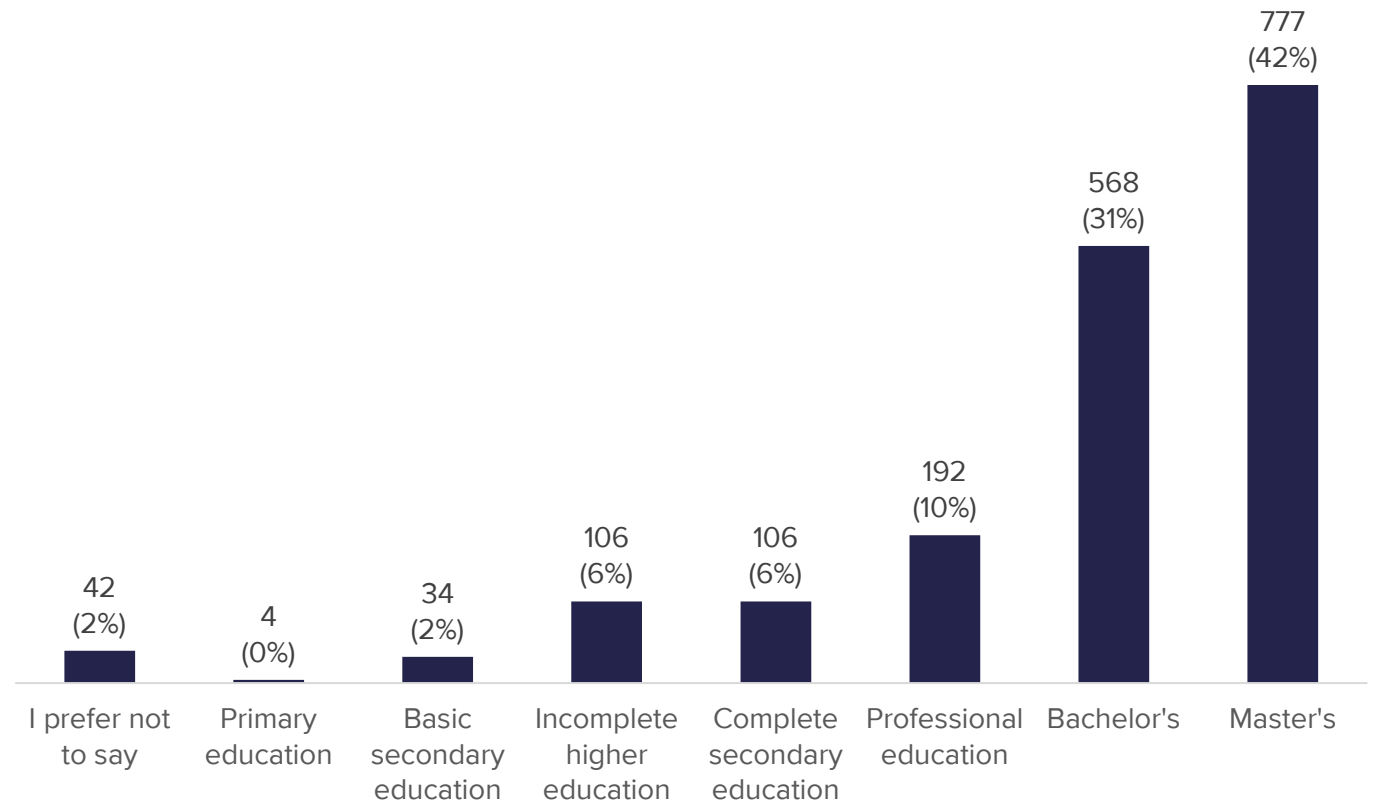
Qualifications

What languages do you speak?

(Multiple answers were possible)

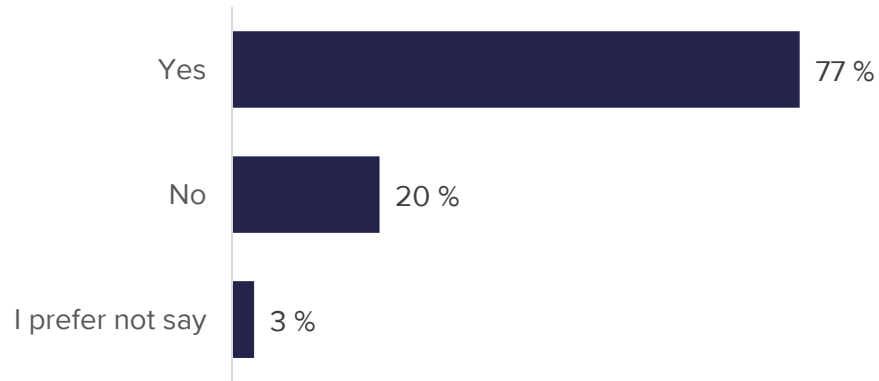


What is the highest level of education you have obtained so far?

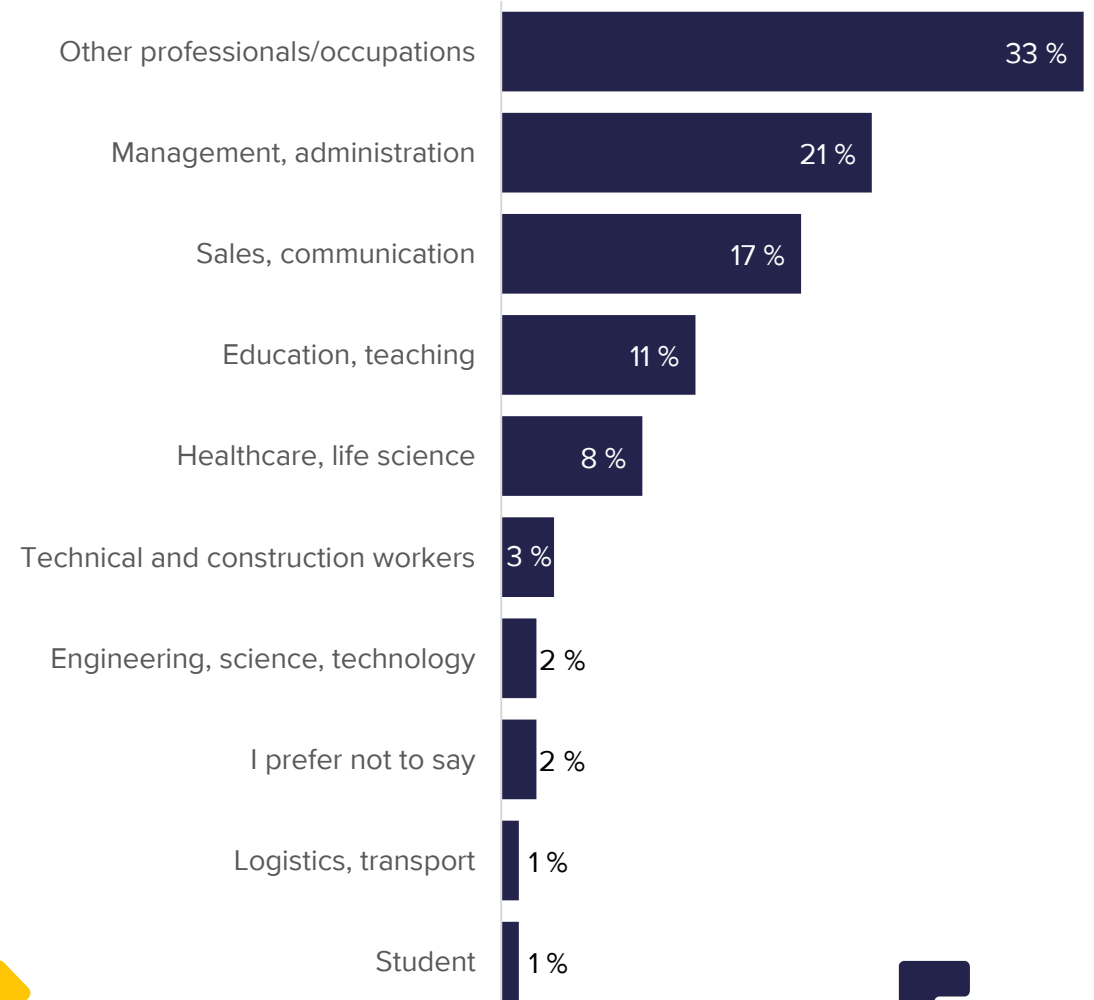


Employment

Were you employed before the war started?



What is your job category?



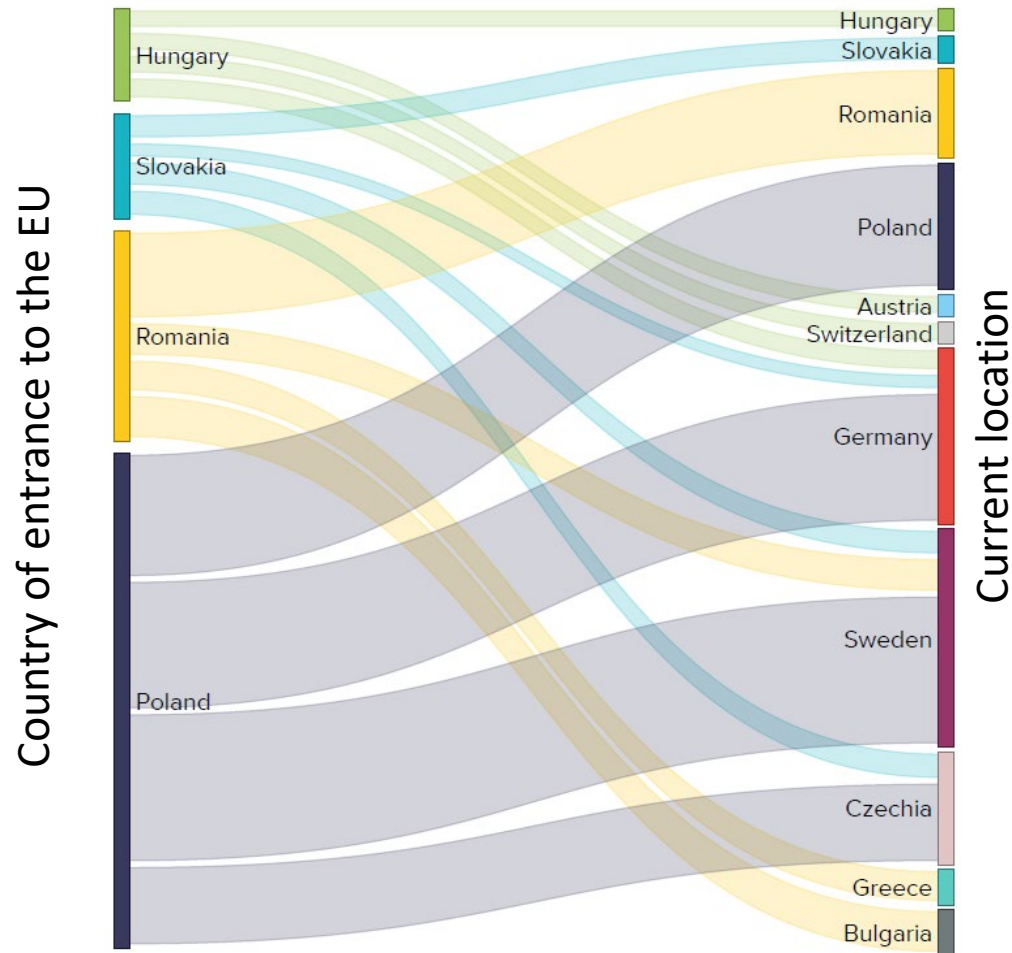
Job category in relation to current country

(for top 5 countries with highest participation in the survey, excluding 'other')

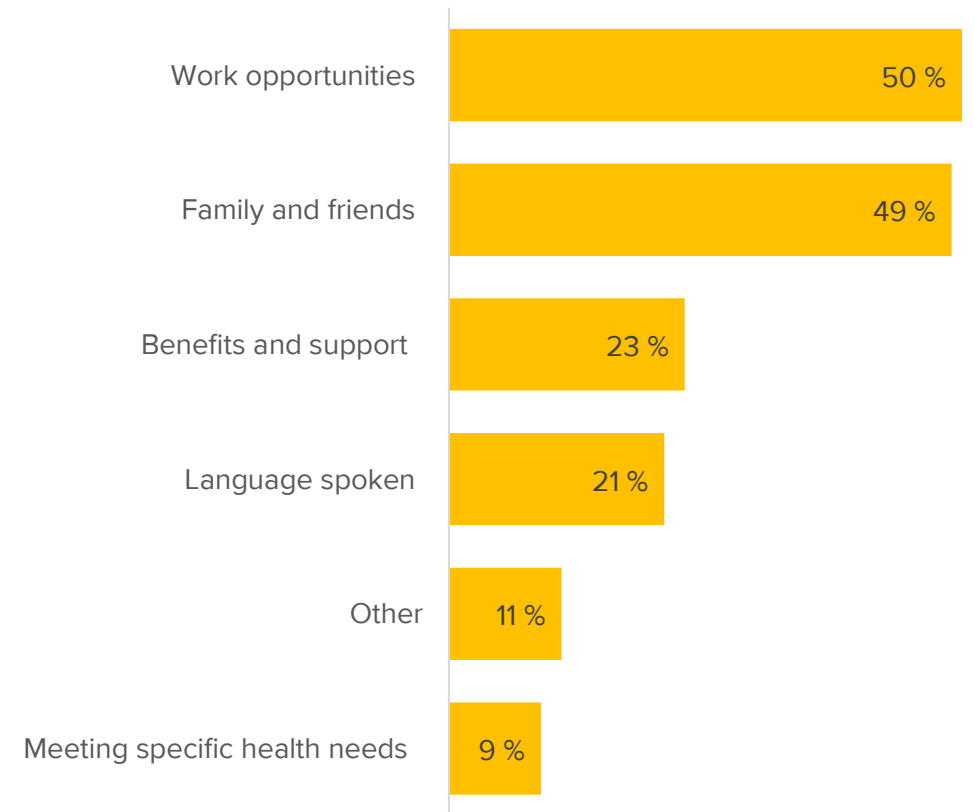
| Czechia | Lithuania | Sweden | Romania | Germany |
|----------------------|--------------------|---------------------|----------------------|---------------------|
| Managers (20 %) | Sales (28 %) | Sales (36 %) | Managers (21 %) | Managers (34 %) |
| Sales (16 %) | Managers (13 %) | Managers (21 %) | Sales (13 %) | Education (10 %) |
| Healthcare (10 %) | Education (7 %) | Education (15 %) | Healthcare (11 %) | Sales (10 %) |

➤ Host countries (2/3)

Country of entrance to the EU (left) in relation to current location (right)
(Top 4 shown for each country of entrance)



What is most important for you in choosing a preferred destination country?
(Multiple answers were possible)

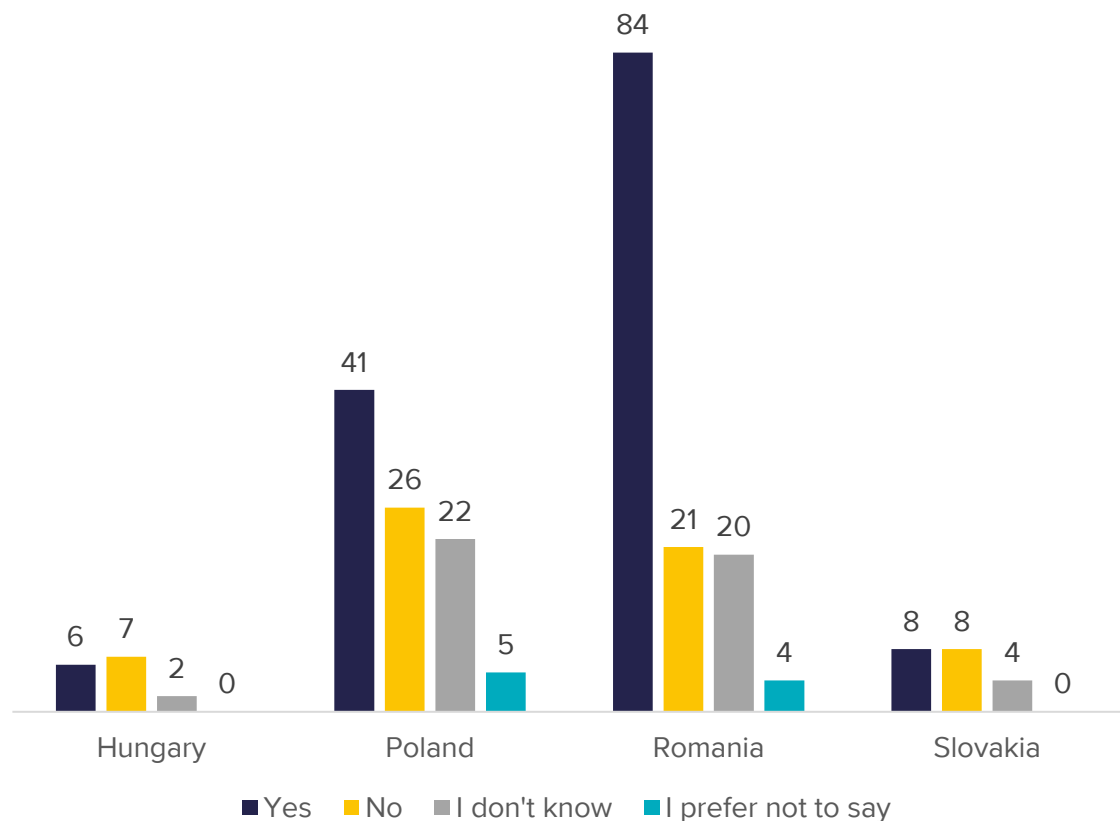


Other: Short distance from Ukraine, educational opportunities, free housing, safety , etc

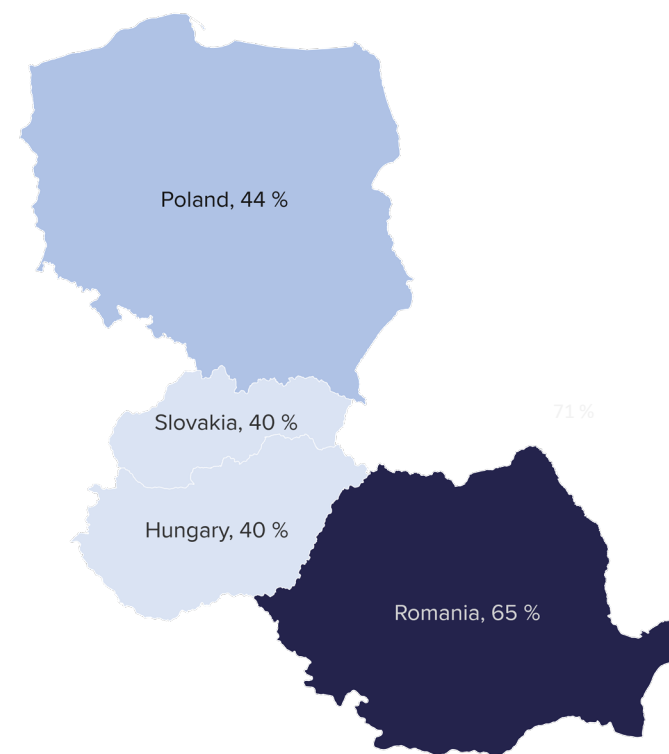
Host countries (3/3)

Have you reached your final destination country?

(shown for each country of entrance to the EU)



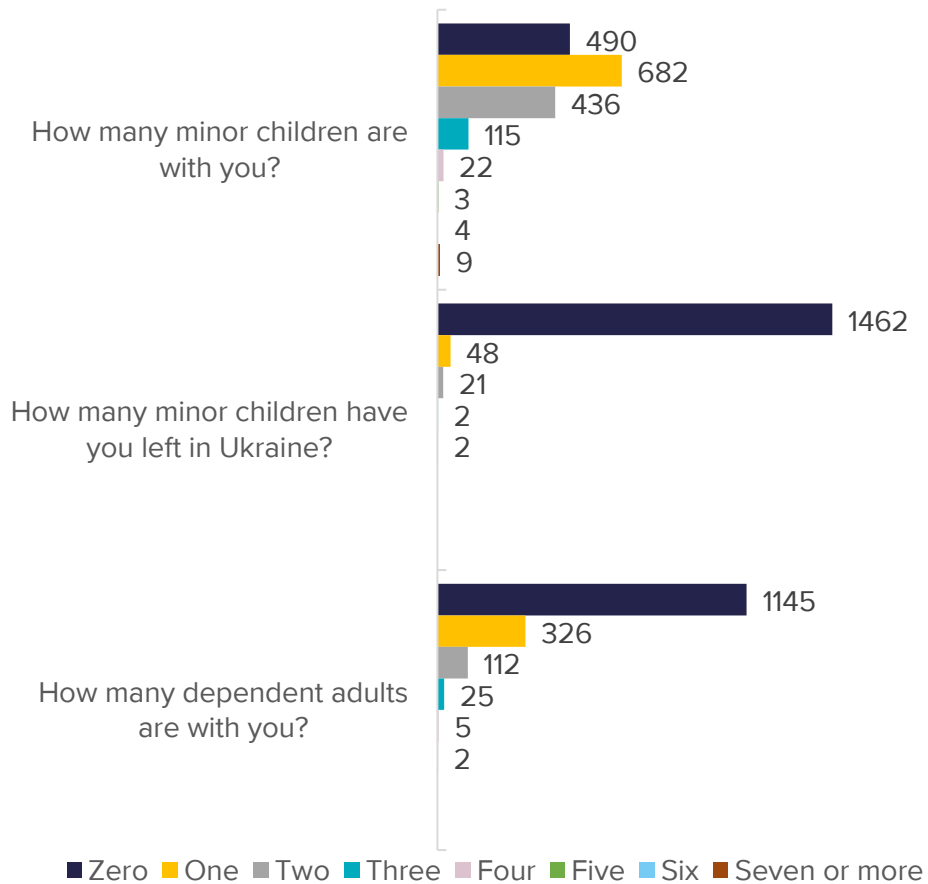
Proportion of those currently in EU bordering countries with Ukraine, who consider they have reached their final destination



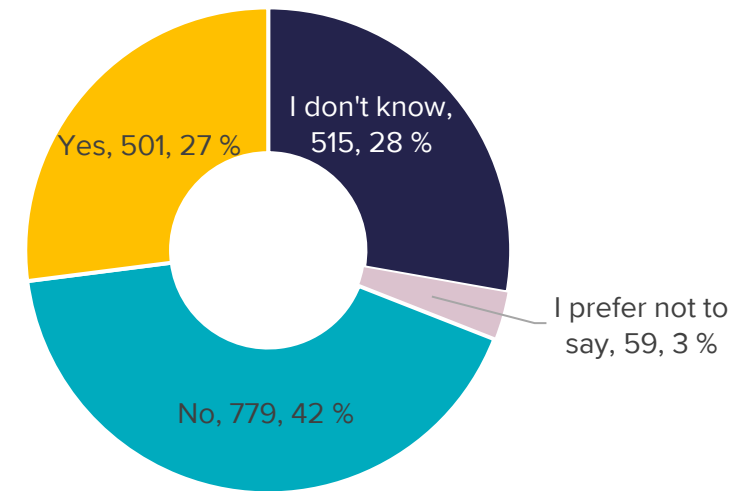
Powered by Bing
© GeoNames, Microsoft, TomTom

Family situation

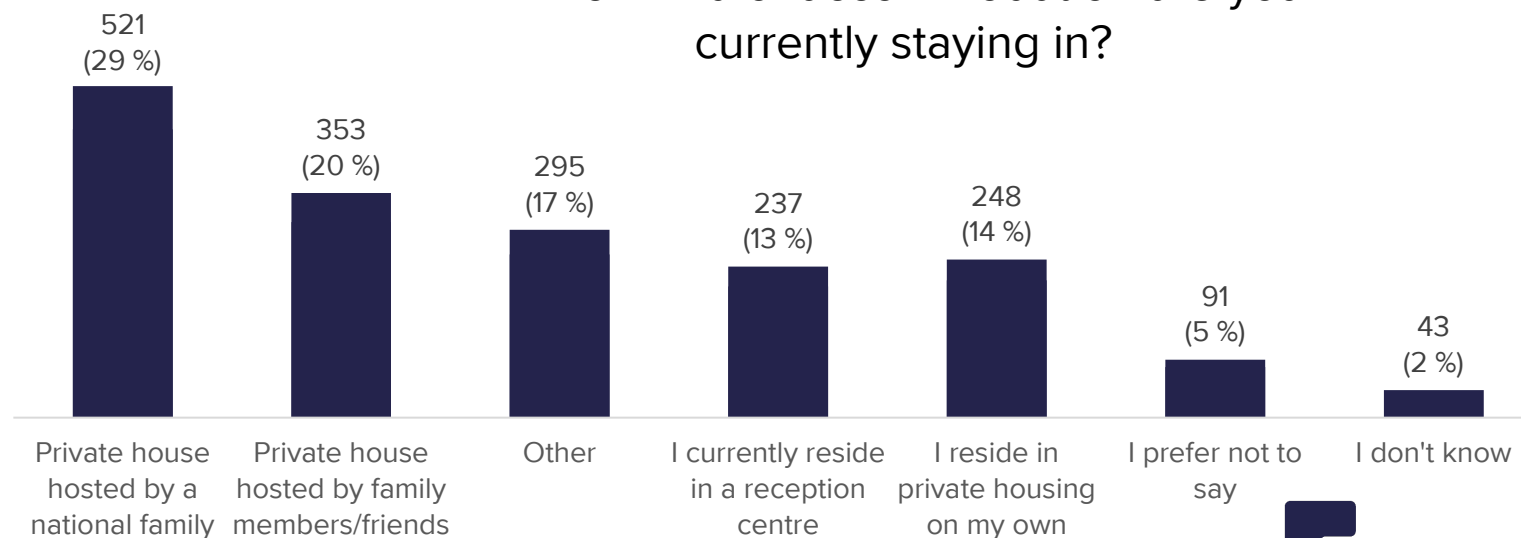
How many minor children/dependent adults do you have with you and in Ukraine?



Do you expect family members other than your partner or children to join you later?

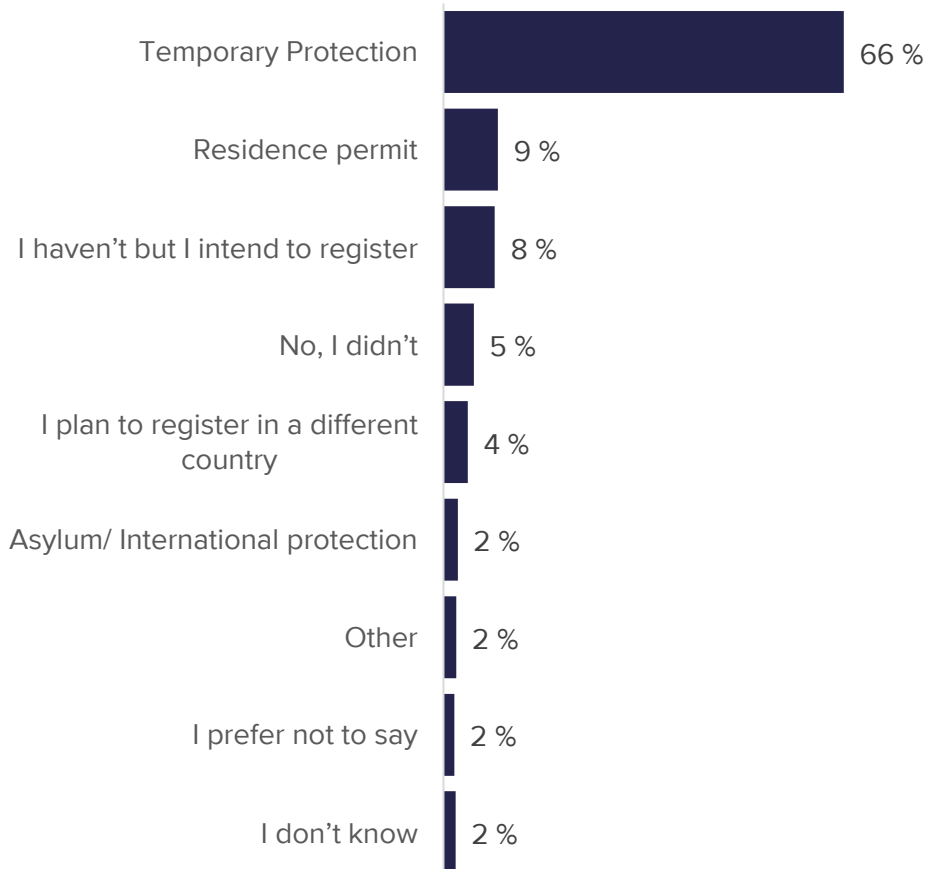


Which kind of accommodation are you currently staying in?

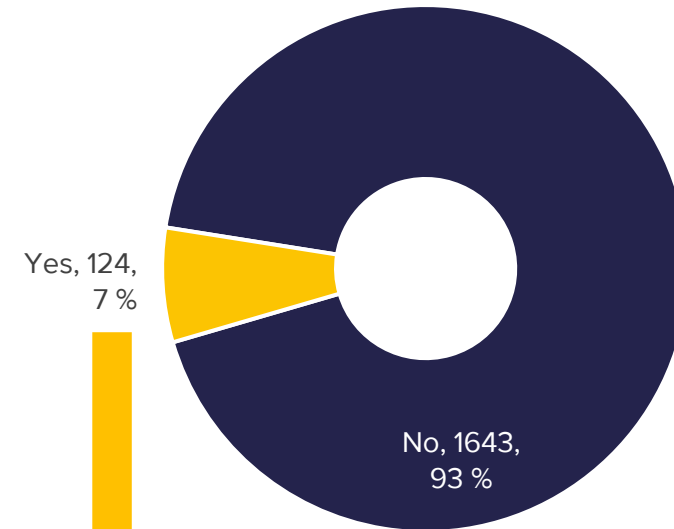


Protection status

Did you register for any of the following in the country you currently are in?



Did you register for temporary protection, asylum, residence permit in any other country in the EU, before arriving to your preferred destination?

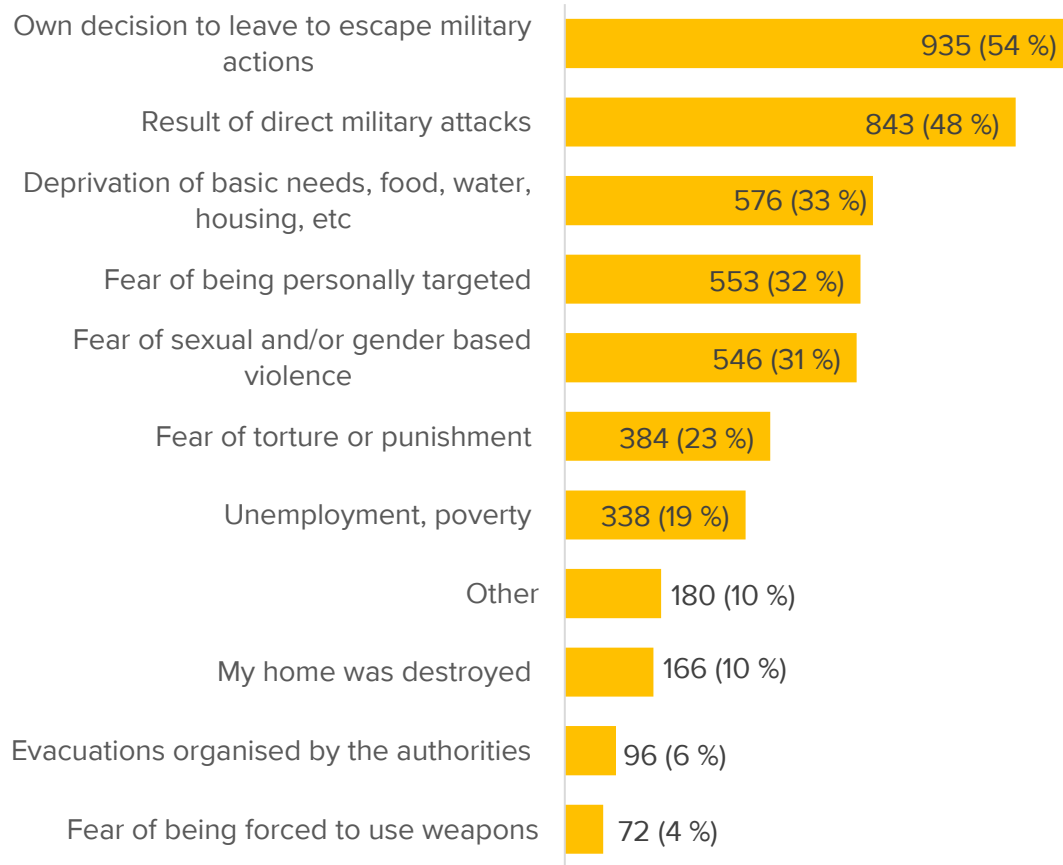


| Top 5 | % |
|----------------------|------|
| Germany | 12 % |
| Czechia | 11 % |
| Bulgaria | 9 % |
| Poland | 8 % |
| Belgium Lithuania | 6 % |

Journey (1/2)

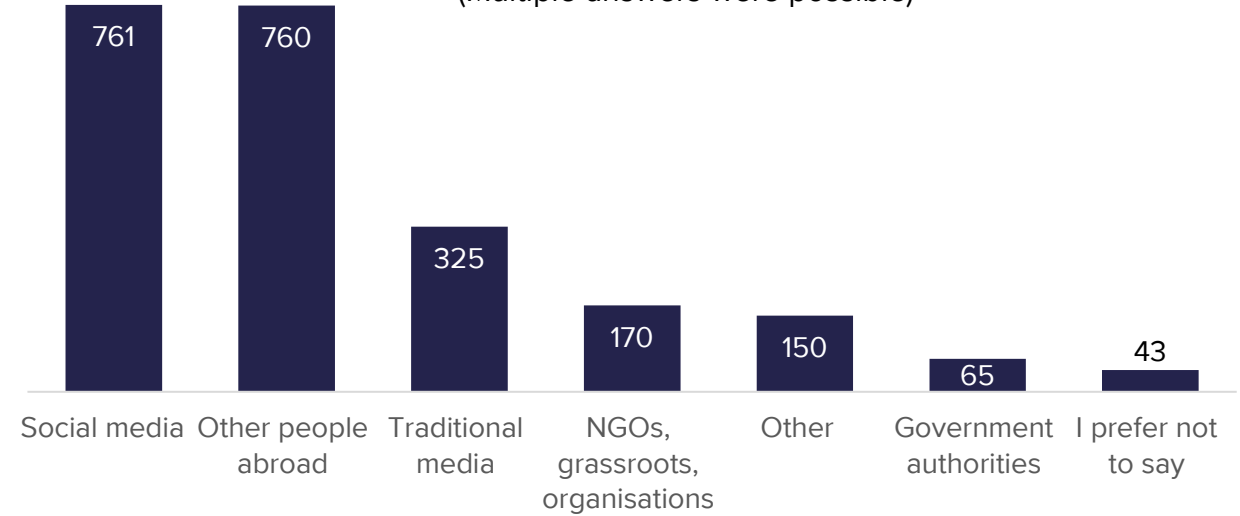
What were the main reasons that made you leave?

(Multiple answers were possible)



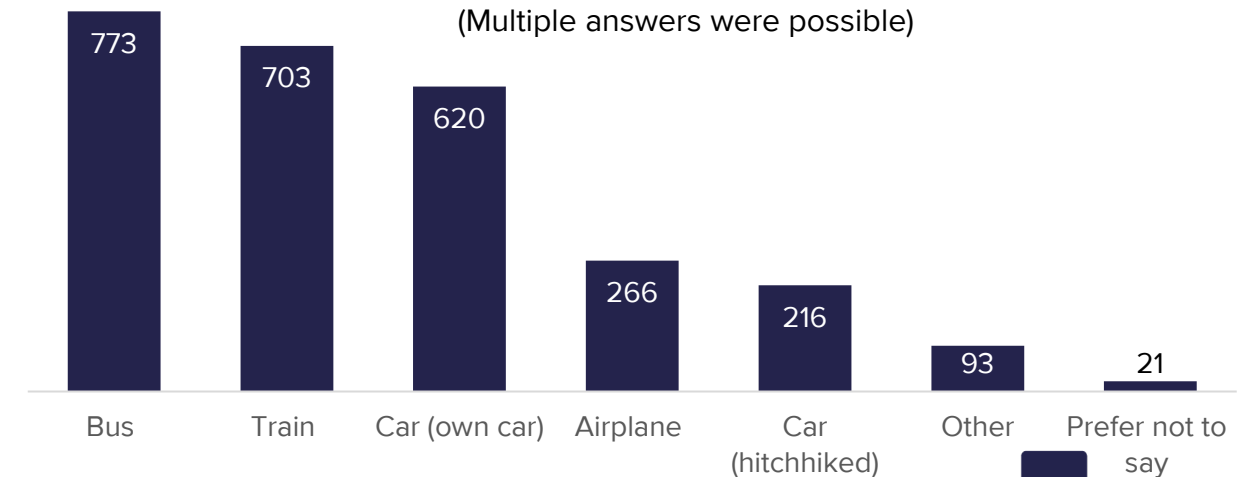
Where did you get information about your journey?

(Multiple answers were possible)



Which modes of transportation did you use?

(Multiple answers were possible)





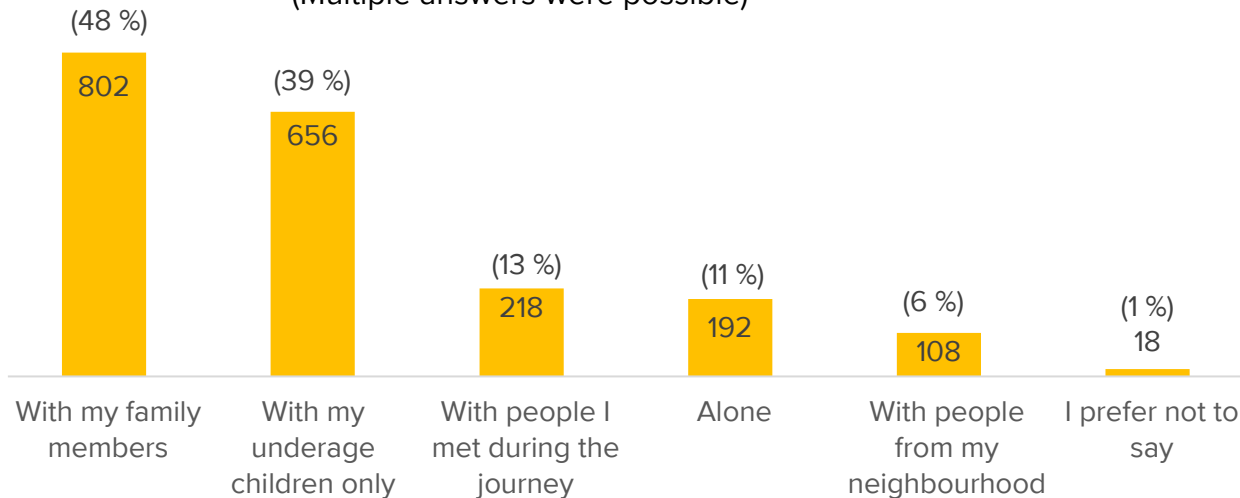
Journey (2/2)

Did you pay someone to help you escape Ukraine?



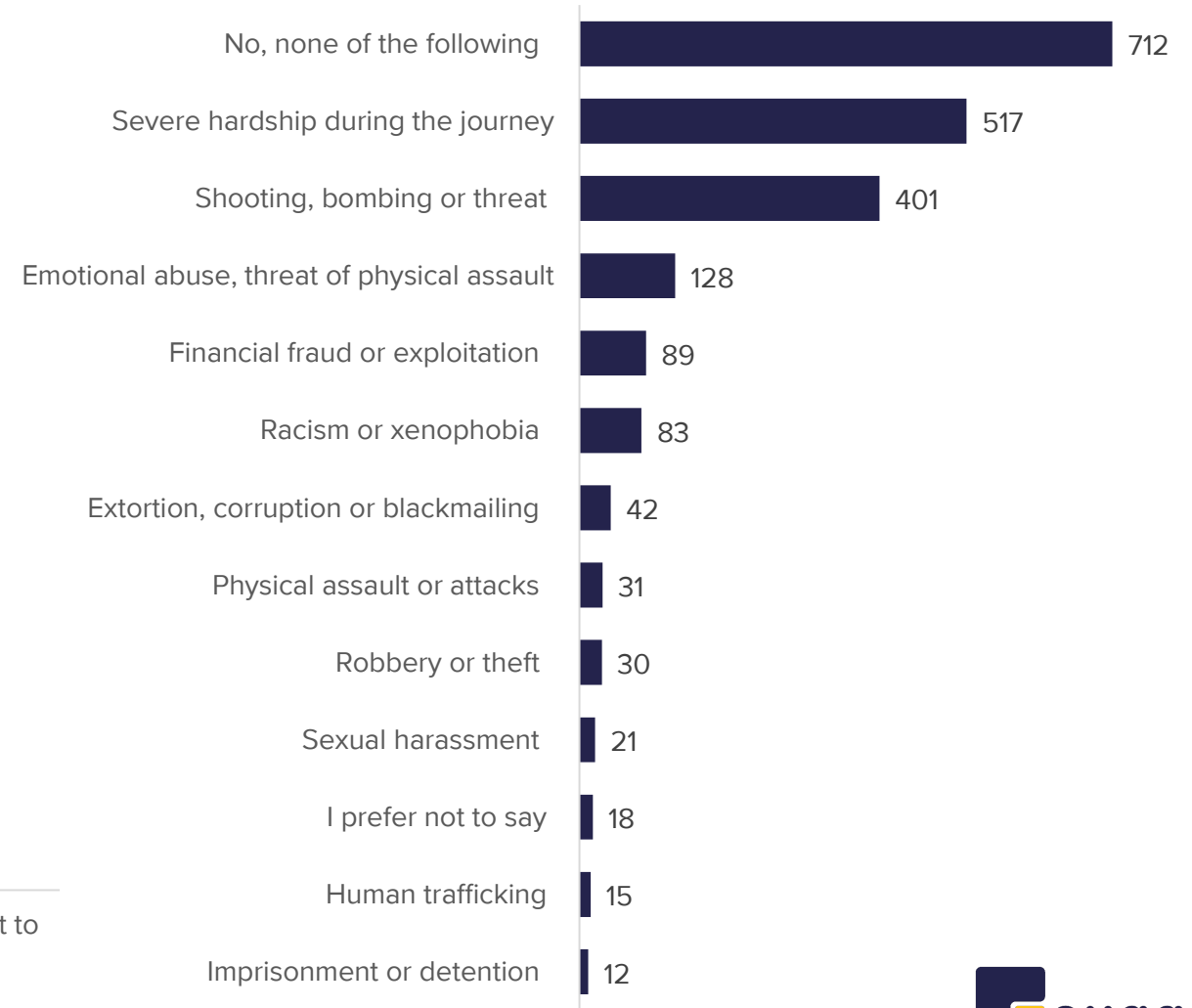
Who did you travel with?

(Multiple answers were possible)



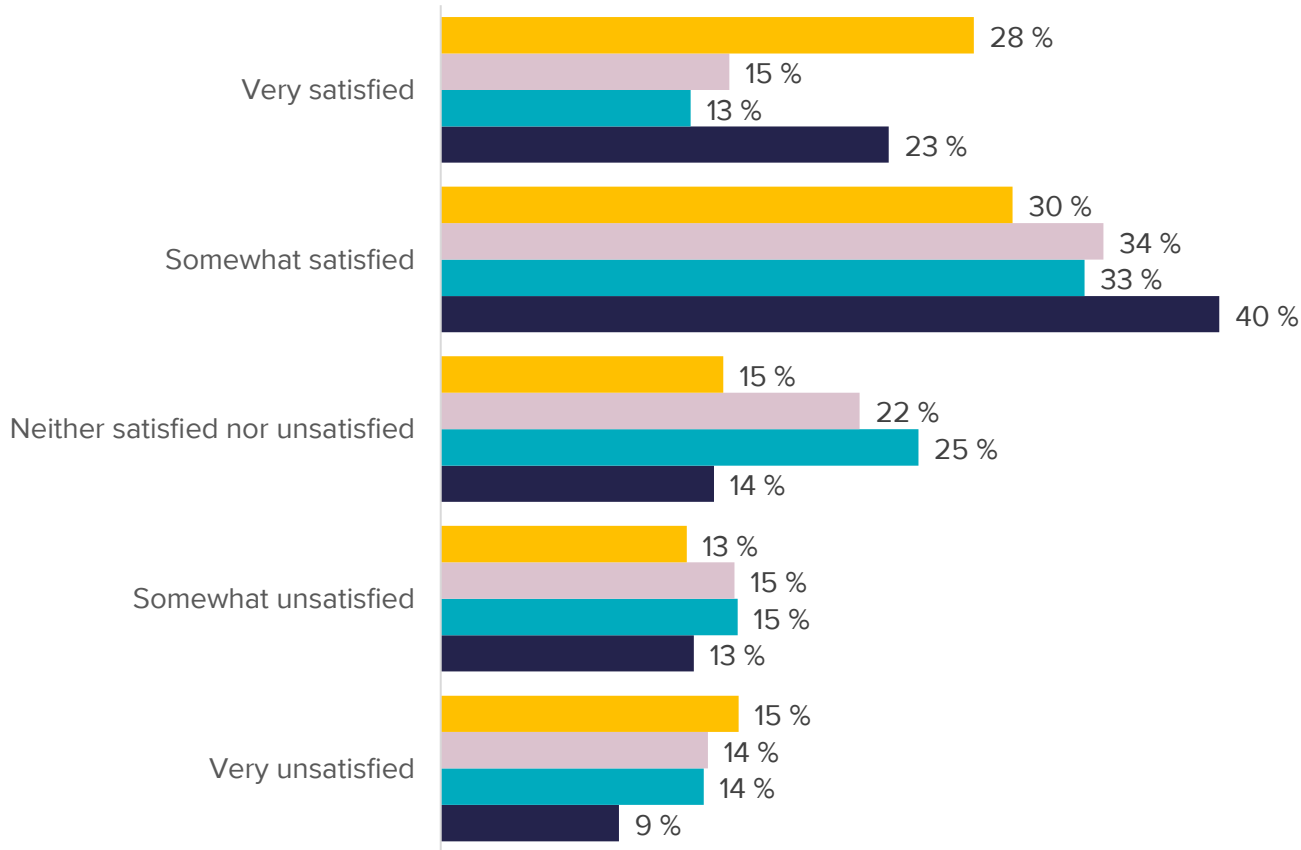
During your journey in Ukraine, did you experience any of the following?

(Multiple answers were possible)



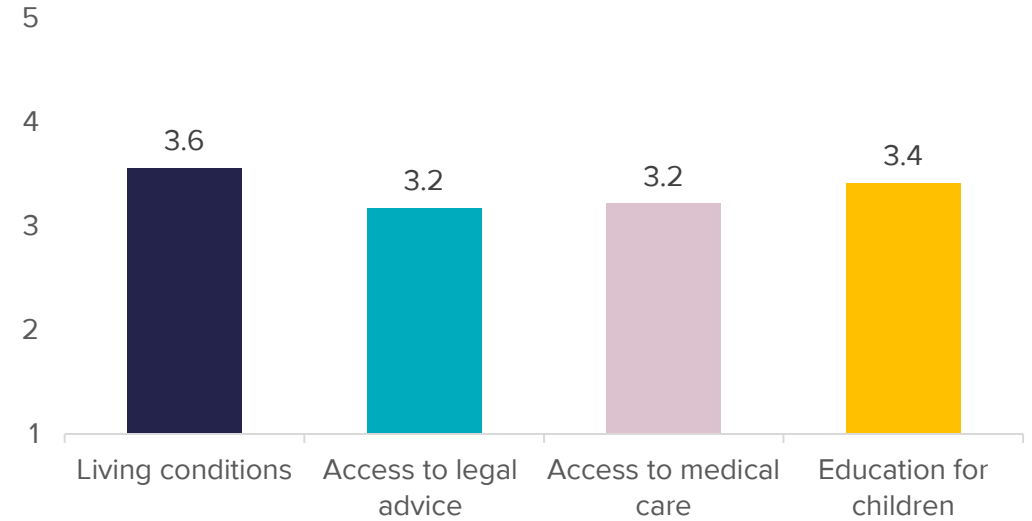
Current situation

How satisfied are you with your current situation?

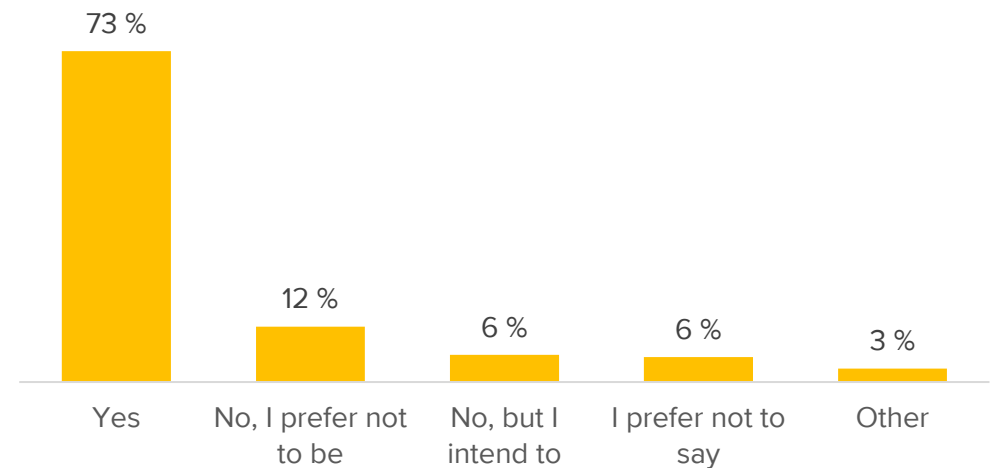


■ Education for children ■ Access to medical care ■ Access to legal advice ■ Living conditions

How satisfied are you with your current situation?
(Average satisfaction level in a Likert scale from 1 to 5)



Have you been vaccinated for COVID-19?

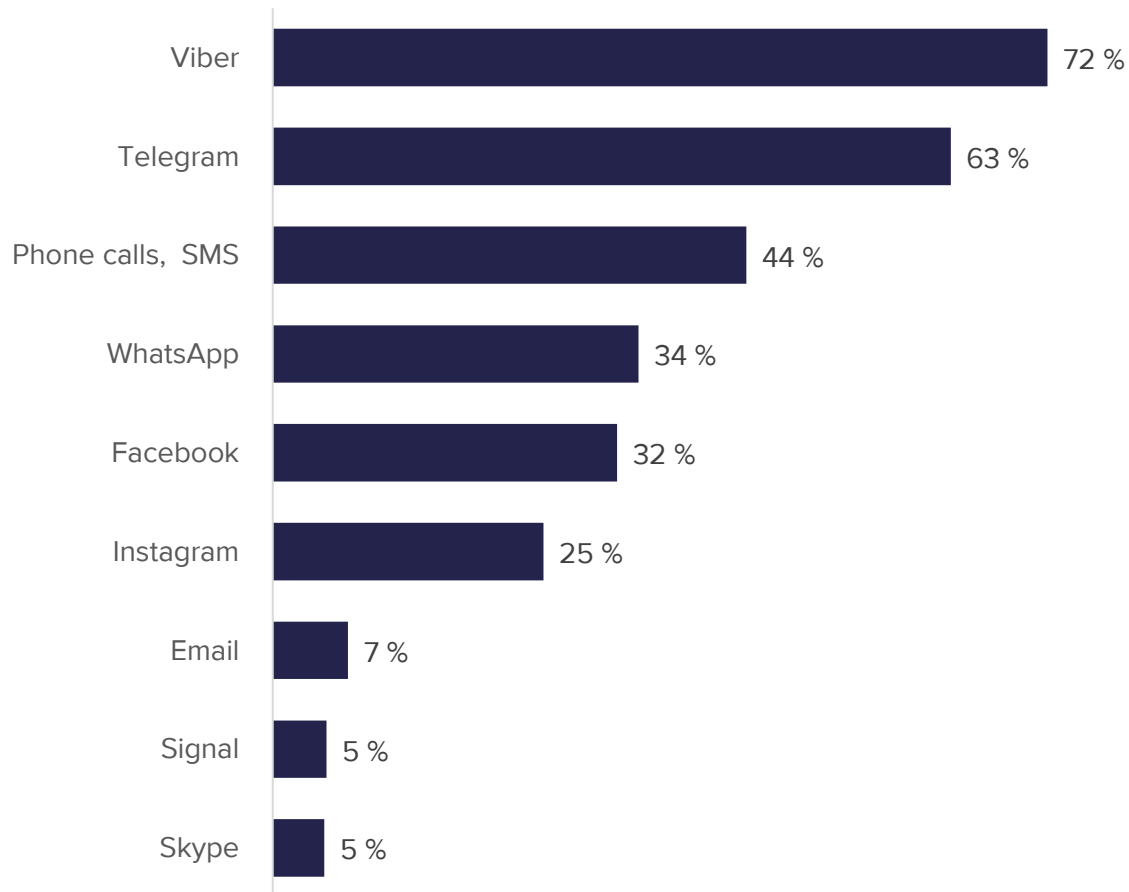




➤ Communication and Media

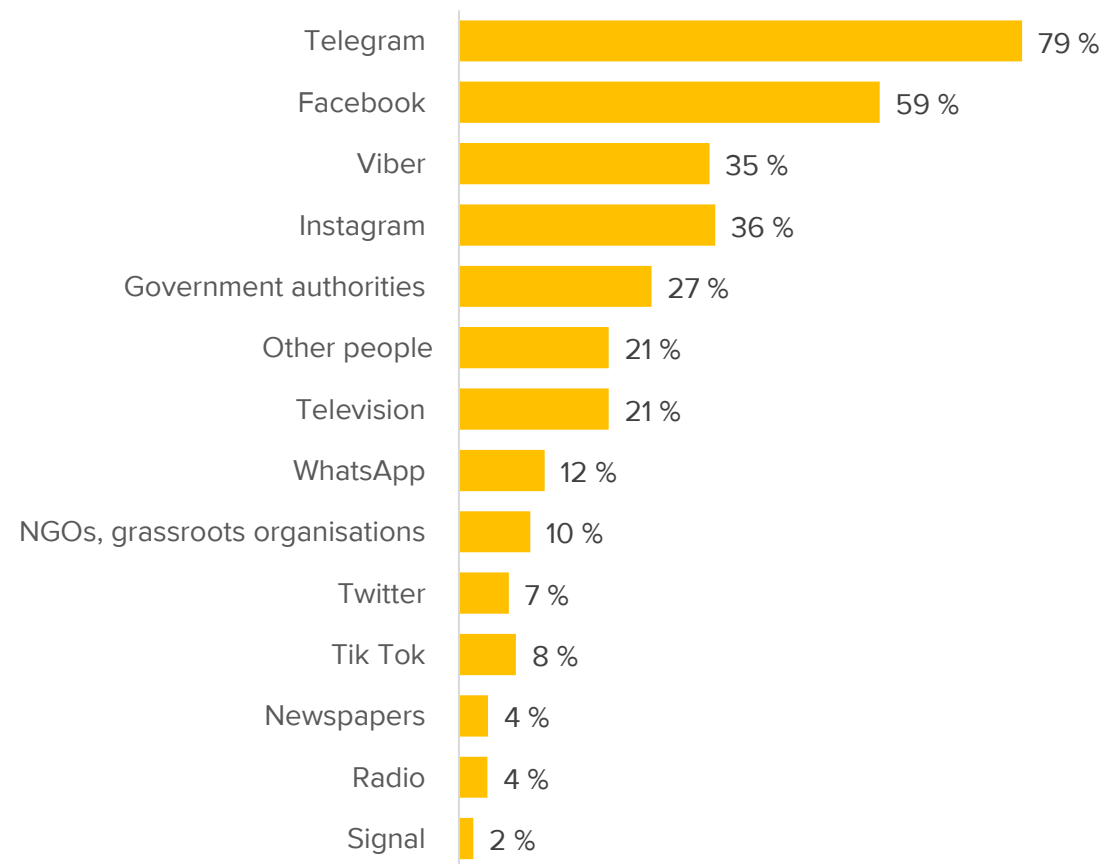
How do you communicate with your family in Ukraine?

(Multiple answers were possible)




How do you keep up to date about the current situation in Ukraine?

(Multiple answers were possible)





➔ Disclaimer



The project aims to provide close-to-real-time situational awareness to EU+ countries.

The intermediate results shown in this factsheet are a work in progress. The survey is ongoing, and results may change with additional responses. Moreover, more systematic comparisons with other surveys may follow to calibrate these results.

Responses are collected via convenience sampling, which is not representative of the population. Due to the online mode of responding, the sample may be biased towards younger and more highly educated demographics. It is based on respondents who are aware of the survey, are able to access it through their smartphones, consent to the terms and choose to respond.

The geographical distribution of responses may be influenced by the dissemination of the survey.

The total number of responses is based on eligibility criteria, but responses to each individual question may differ due to the voluntary nature of the questionnaire. Answers are based on self-evaluation and personal opinion of the respondents.

All results are provisional and subject to this disclaimer.





Support is our mission

dars.research-programme@euaa.europa.eu

www.euaa.europa.eu

